


PRODUCT DATA SHEET

Edge 30 - Wall/Ceiling



DESIGN BY:

Alessandro Mendini
2004

MATERIALS:

Technopolymer

DESCRIPTION:

Wall support in thermoplastic resin; diffuser in thermoplastic material. Ability to mount LED light source E27 (LED light source not included).

The IP 65 degree of protection makes it also suitable for outdoor application.

SELECT

EXTRA FLUO / LED

White

PRODUCT CODE

1293010A

Light emission



IP65   

TECHNICAL DATA SHEET

FEATURES

Product name:	Edge 30 - Wall/Ceiling
Article Code:	1293010A
Colour:	White
Material:	Technopolymer
Series:	Design
Environment:	Indoor
Area contract:	Hospitality Hotel, Private Residence

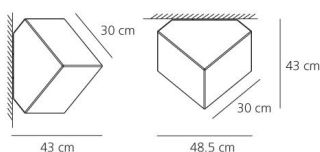
OPTICS

Emission:	Diffused
-----------	----------

DIMENSIONS

Width:	cm 4.8
Height:	cm 4.3
Impact Resistance:	N/D
Glow Wire Test:	750°C


DIMENSIONS



COLOUR



LAMPS NOT INCLUDED

	Category:	FLUO
	Number:	1
	Lbs:	Tc-tse
	Watt:	23W
	Socket:	E27
	Type:	Fb
	Luminous Flux (lm):	1500lm
	Colour Rendering:	1b
	Colour temperature (K):	2700K

ALTERNATIVE LAMPS

LED retrofit

Category:	LED
Watt:	21W
Luminous Flux (lm):	2452lm
Socket:	E27
Class:	A

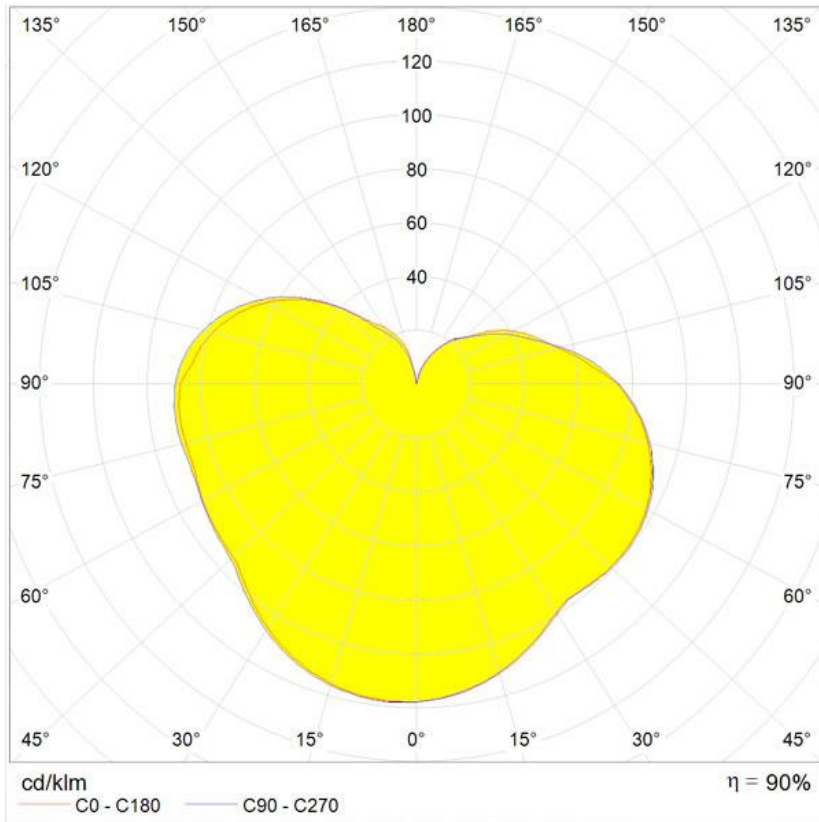
LUMINAIR

Watt:	23W
-------	-----

Voltage: 220V-240V
Luminous Flux (lm): 1500lm
CCT: 2700K

DIAGRAMS

Polar curve



Cartesian diagram

