


## PRODUCT DATA SHEET

### Cosmic Leaf Floor



#### DESIGN BY:

Ross Lovegrove  
2009

#### MATERIALS:

Methacrylate, steel

#### DESCRIPTION:

"It appears as a digital leaf from another World, embedded with scales like a reptile or an insect which gather light and shadow on its body to seduce a mate." Available with halogen or metal halide source. Materials: chromed steel structure; body lamp-diffuser in transparent methacrylate with texture; painted metal lighting unit.

#### SELECT

EXTRA HALO / LED

Transparent

#### PRODUCT CODE

1504010A

#### Light emission



IP20

#### TECHNICAL DATA SHEET

#### FEATURES

**Product name:** Cosmic Leaf Floor  
**Article Code:** 1504010A  
**Colour:** Transparent  
**Material:** Methacrylate, steel  
**Series:** Design  
**Environment:** Indoor  
**Area contract:** Private Residence

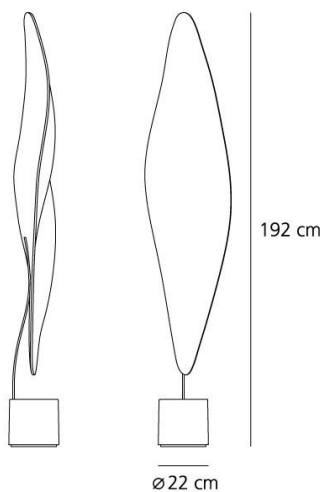
#### OPTICS

**Emission:** Diffused

#### DIMENSIONS

**Width:** cm 38  
**Height:** cm 192  
**Base Diameter:** cm 22  
**Impact Resistance:** N/D  
**Glow Wire Test:** N/D °

#### DIMENSIONS



#### LAMPS NOT INCLUDED



**Category:** HALO  
**Number:** 1  
**Lbs:** QR111  
**Watt:** 100W  
**Socket:** G53  
**Type:** HMGS/UB  
**Luminous Flux (lm):** 1013lm  
**Colour Rendering:** 100  
**Colour temperature (K):** 3000K  
**Duration (h):** 3000h



38 cm

#### COLOUR



#### ALTERNATIVE LAMPS

##### LED retrofit

**Category:** LED  
**Watt:** 15W  
**Luminous Flux (lm):** 1200lm  
**Socket:** G53  
**Class:** A

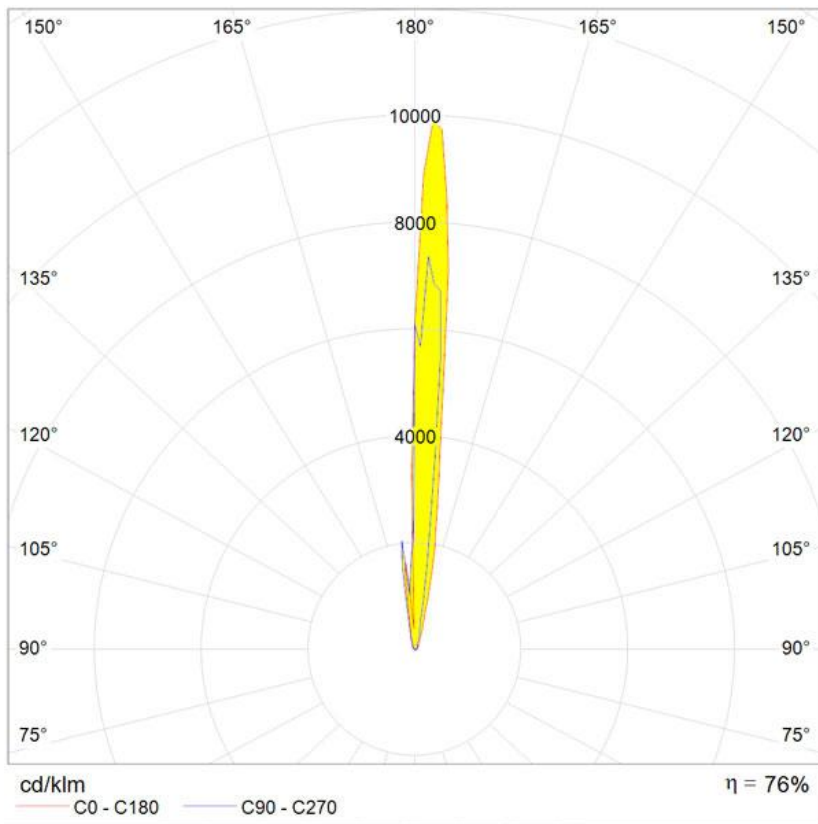
Watt: 100W  
Voltage: 220V-240V  
Luminous Flux (lm): 977lm  
CCT: 3000K

#### AWARDS

2010 – Good Design Award The Chicago Athenaeum Chicago (US)

#### DIAGRAMS

### Polar curve



### Cartesian diagram

